



Serie di letti con rivestimento sfoderabile disponibili con o senza testata.

LETTO e GIROLETTO

Struttura: legno multistrato e acciaio, puntali in materiale plastico. La struttura è completa di rete a doghe.

Imbottitura: poliuretano espanso indeformabile, fodera fissa in fibra di poliestere e poliammide.

Rivestimento: sfoderabile e disponibile in una selezione di tessuti di collezione.

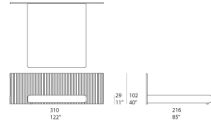
TESTATA

Struttura: acciaio verniciato, puntali in materiale plastico.

Rivestimento: fisso, intrecciato a mano in maglia tubolare Chain imbottita in poliestere (Line e Bend) o realizzato con cinghie elastiche rivestite in maglia Chain e imbottite in poliestere accostate l'una all'altra (Reps).

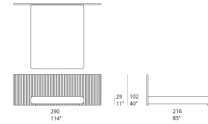
Note: il rivestimento fisso in cinghie elastiche rivestite in maglia Chain è completato da montanti laterali in legno massello finito Mano Opaca.

B127CA



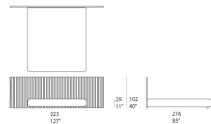
Queen size

B127CQ



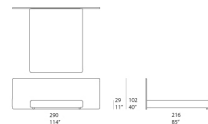
King size

B127CK

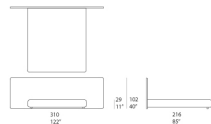


Queen size

B127BQ

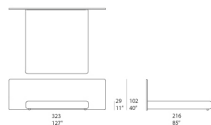


B127BA



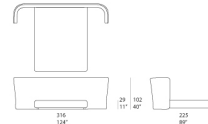
King size

B127BK

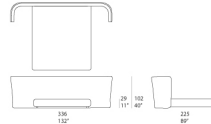


Queen size

B127AQ

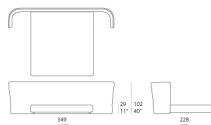


B127AA



King size

B127AK

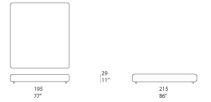


Queen size

B127BQ

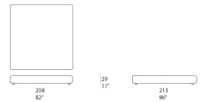


B127NA



King size

B127NK





Reps



Line



Bend